


To the faithful of the Archdiocese of Miami:

Dear Friends,

I am pleased to present the financial report of the Archdiocese of Miami for the fiscal year ended June 30, 2010. While financial reports may vary from year to year, oftentimes as a result of economic conditions both positive and negative, the generosity of the people and their support of the Church's mission to preach the Gospel does not vary. Our mission today is the same as that of the early Church in the first century: to announce Jesus Christ with faith and confidence so that He will be known and loved and our people have life in Him. Although the intrinsic value of money appreciates and depreciates, the mission of the Church is always the same — since Christ is the same, yesterday, today and forever.



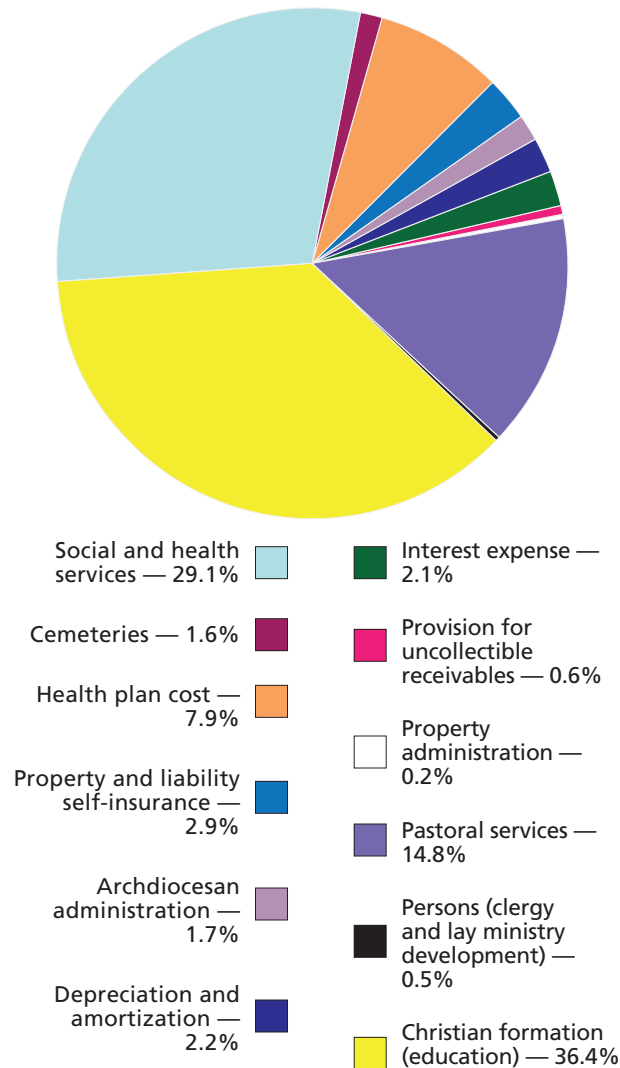
FROM THE
ARCHBISHOP
Thomas Wenski

When I was installed on June 1, 2010, as your new Archbishop, I invited you and all the members of Christ's faithful in the Archdiocese to *Start Afresh From Christ*. This "starting afresh" has already initiated many changes in the Archdiocese — and more will soon follow. These changes are not reflected in this June 30, 2010, financial report; however, they are important enough to share with you.

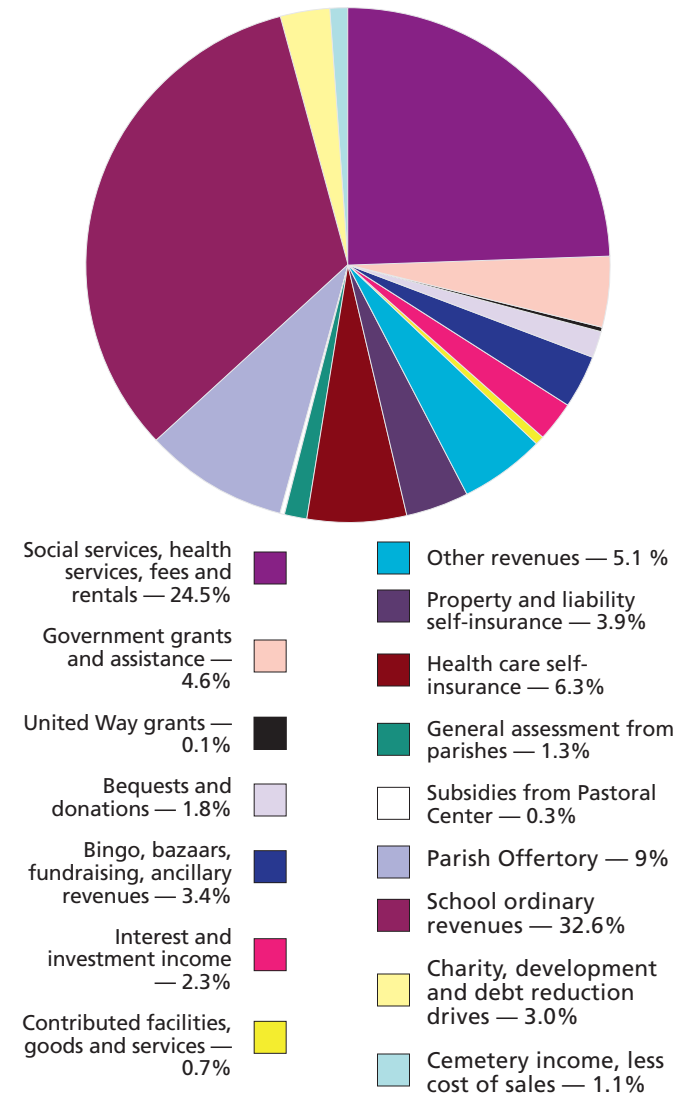
The Catholic people of this local Church are a significant part of the larger South Florida community. Each Sunday, we gather as communities of faith, hope and love in 104 parishes or missions for the celebration of Mass. In this Archdiocese, we worship in 12 languages. More than 1 million

PLEASE SEE **LETTER, A14**

EXPENDITURES



SUPPORT AND REVENUES



Archdiocese of Miami: Combining Statements of Financial Position at June 30, 2010, and 2009 (dollars in thousands)

	Pastoral Center	Churches	Schools			Cemeteries	Catholic Hospice	Radio Station	Catholic Charities	Catholic Health Services	Total	Eliminations	TOTALS	
			Elementary	Secondary	Colleges/ Universities								2010	2009
ASSETS														
Cash and cash equivalents	\$ 2,487	\$ 63,808	\$ 44,448	\$ 21,781	\$ 11,712	\$ 5,509	\$ 9,188	\$ 32	\$ 4,236	\$ 13,817	\$ 177,018	\$ (86,977)	\$ 90,041	\$81,423
Marketable securities	142,396	15,652	16,727	7,163	17,036				4,492	9,089	212,555	(9,838)	202,717	162,680
Receivables, net	7,047	740	9,056	71	7,491	31,992	3,649	412	4,725	10,556	75,739	(8,482)	67,257	70,134
Inventory and other assets	7,899				1,175	21,670	520	1,702	519	9,417	42,902		42,902	33,476
Land, buildings and equipment, net	32,852	536,434	71,200	117,752	52,529	4,970	378	2,468	11,634	113,411	943,628		943,628	926,775
Total assets	\$ 192,681	\$ 616,634	\$ 141,431	\$ 146,767	\$ 89,943	\$ 64,141	\$ 13,735	\$ 4,614	\$ 25,606	\$ 156,290	\$1,451,842	\$ (105,297)	\$1,346,545	\$1,274,488
LIABILITIES AND NET ASSETS														
Notes payable	\$ 6,000	\$ 167,133	\$ 3,876	\$ 23,413	\$ 34,665	\$ 61	\$ —	\$ 7,668	\$ 3,936	\$ 106,786	\$ 353,538	\$ —	\$ 353,538	\$374,583
Advances and assessments due to Pastoral Center		6,425	386	508	1,163						8,482	(8,482)	—	—
Accounts payable and accrued expenses		3,947	2,910	1,152	5,384	2,045	5,051	382	816	14,553	36,240		36,240	28,009
Savings deposits payable to parishes and agencies	92,011										92,011	(86,977)	5,034	5,247
Self-insurance reserves	23,353										23,353		23,353	27,275
Trust accounts	9,838	70	173	2,887				13		845	13,826	(9,838)	3,988	3,317
Deferred revenues		107	14,306	5,380	59	27,186		22	462	55	47,577		47,577	34,832
Other liabilities	14,764	910			3,738	9,085		882		1,274	30,653		30,653	24,004
Total liabilities	145,966	178,592	21,651	33,340	45,009	38,377	5,051	8,967	5,214	123,513	605,680	(105,297)	500,383	497,267
NET ASSETS (DEFICIT)	46,715	438,042	119,780	113,427	44,934	25,764	8,684	(4,353)	20,392	32,777	846,162		846,162	777,221
Total liabilities and net assets	\$ 192,681	\$ 616,634	\$ 141,431	\$ 146,767	\$ 89,943	\$ 64,141	\$ 13,735	\$ 4,614	\$ 25,606	\$ 156,290	\$ 1,451,842	\$ (105,297)	\$1,346,545	\$ 1,274,488

See accompanying notes to combined financial statements.

Archdiocese of Miami: Combining Statements of Activities and Changes in Net Assets
Twelve Months Ended June 30, 2010, and 2009 (dollars in thousands)

			Schools										TOTALS	
	Pastoral Center	Churches	Elementary	Secondary	Colleges/ Universities	Cemeteries	Catholic Hospice	Radio Station	Catholic Charities	Catholic Health Services	Total	Eliminations	2010	2009
SUPPORT AND REVENUES:														
Parish Offertory		\$ 62,807									\$ 62,807		\$ 62,807	\$ 62,382
School ordinary revenues			\$ 113,373	\$ 71,200	\$ 44,582						229,155		229,155	221,603
Charity, development and debt reduction drives	\$ 8,250	6,372	3,686	2,612							20,920		20,920	20,069
Cemetery income, less cost of sales						\$ 7,810					7,810		7,810	16,252
Social services, health services, fees and rentals							\$ 38,582		\$ 578	\$ 132,595	171,755		171,755	125,712
Government grants and assistance		73	56	181	7,978				23,465	519	32,272		32,272	27,678
United Way grants									921	1	922		922	1,587
Bequests and donations	3,621	4,839	585	739	54		122	\$ 554	1,786	196	12,496		12,496	14,635
Bingo, bazaars, fundraising, ancillary revenues		9,377	4,393	5,536	3,226			1,358			23,890		23,890	25,228
Interest and investment income	9,192	1,592	413	361	2,291	1,700	188		160	50	15,947	\$ (1,633)	14,314	(8,962)
Contributed facilities, goods and services					128				4,486	290	4,904		4,904	6,335
Other revenues	12,930	7,749	2,125	734	6,691	537	52	1,652	70	3,162	35,702		35,702	16,884
Internal assessments and subsidies:													—	—
Property and liability self-insurance	27,305										27,305	(27,305)	—	—
Health care self-insurance	44,500										44,500	(42,777)	1,723	2,222
Parish subsidies to/from schools		1,310	(1,310)								-		—	—
General assessment from parishes	9,075										9,075	(9,075)	—	—
Subsidies from Pastoral Center		1,326	273		611						2,210	(2,210)	—	—
Total support and revenues	114,873	95,445	123,594	81,363	65,561	10,047	38,944	3,564	31,466	136,813	701,670	(83,000)	618,670	531,625
EXPENDITURES:														
Pastoral services	8,719	87,461									96,180	(10,026)	86,154	85,842
Persons (clergy and lay ministry development)	3,017										3,017		3,017	5,480
Christian formation (education)	1,719		115,302	69,520	50,153						236,694		236,694	245,237
Social and health services	361						34,566	3,035	28,899	122,480	189,341		189,341	143,865
Cemeteries						10,649					10,649		10,649	14,472
Health plan cost	51,724										51,724	(42,777)	8,947	1,441
Property and liability self-insurance	19,117										19,117	(27,305)	(8,188)	6,234
Archdiocesan administration	10,843										10,843		10,843	8,110
Depreciation and amortization	974				3,450	551	243	195	1,171	7,429	14,013		14,013	12,977
Interest expense	2,002	3,885	758	1,157	1,703			543	228	3,603	13,879	(1,633)	12,246	13,592
Provision for uncollectible receivables	1,259				492	300	1,039			1,039	4,129	(1,259)	2,870	3,846
Property administration	1,453										1,453		1,453	1,145
Total expenditures	101,188	91,346	116,060	70,677	55,798	11,500	35,848	3,773	30,298	134,551	651,039	(83,000)	568,039	542,241
EXCESS (DEFICIT) OF REVENUES OVER EXPENDITURES	13,685	4,099	7,534	10,686	9,763	(1,453)	3,096	(209)	1,168	2,262	50,631	—	50,631	(10,616)
OTHER CHANGES IN NET ASSETS:														
Debt refinancing gain														52,501
Building fund additions		6,457	650	1,585							8,692		8,692	12,098
Changes in restricted net assets	1,254	—	—	—	(3,181)		(22)	11		308	(1,630)		(1,630)	(23,459)
INCREASE (DECREASE) IN NET ASSETS	14,939	10,556	8,184	12,271	6,582	(1,453)	3,074	(198)	1,168	2,570	57,693	—	57,693	30,524
NET ASSETS (DEFICIT), BEGINNING	31,776	427,486	111,596	101,156	38,352	27,217	5,610	(4,155)	19,224	30,207	788,469	—	788,469	746,697
NET ASSETS (DEFICIT), ENDING	\$ 46,715	\$ 438,042	\$ 119,780	\$ 113,427	\$ 44,934	\$ 25,764	\$ 8,684	\$ (4,353)	\$ 20,392	\$ 32,777	\$ 846,162	\$ —	\$ 846,162	\$ 777,221

See accompanying notes to combined financial statements.

Notes to Combined Financial Statements

1. The statements for churches, elementary schools and secondary schools are unaudited.
2. Intercompany accounts and transactions have been eliminated.
3. The Catholic Health Services statements include the combined statements of:

Archbishop Hurley Hall, Inc.	06/30/10
Archbishop McCarthy Residence, Inc.	06/30/10
Carroll Manor, Inc.	06/30/10
Catholic Health Services, Inc.	09/30/10
Catholic Housing for the Elderly and Handicapped, Inc.	09/30/10
Marian Center Services, Inc.	06/30/10
Marian Towers, Inc.	06/30/10
Palmer House Inc.	06/30/10
St. Andrew Towers, Inc.	06/30/10
St. Anne's Gardens, Inc.	06/30/10
St. Anne's Nursing, St. Anne's Residence, Inc.	06/30/10
St. Boniface Gardens, Inc.	06/30/10
St. Dominic Gardens, Inc.	06/30/10
St. Elizabeth Gardens, Inc.	06/30/10
St. John's Rehabilitation Hospital and Nursing Center, Inc.	09/30/10
St. Joseph Residence, Inc.	09/30/10
St. Joseph Towers, Inc.	06/30/10
St. Mary Towers, Inc.	06/30/10
Stella Maris House, Inc.	06/30/10
Villa Maria Health Care Services, Inc.	09/30/10
Villa Maria Nursing and Rehabilitation Center, Inc.	09/30/10
Catholic Home Health Services of Broward, Inc.	09/30/10
Centro Mater Child Care Services, Inc.	06/30/10
St. Monica Gardens, Inc.	06/30/10
St. Vincent De Paul Gardens, Inc.	06/30/10

4. The archdiocese is a participant in the defined benefit pension plan for all employees of the Archdiocese of Miami and Diocese of Venice.
5. Colleges and universities include the combined statements of St. Thomas University and St. John Vianney Seminary.
6. The following is the disposition of the Archbishop's Charities and Development Drive Funds:

Ministries and pastoral services	\$	3,553,000
Inner city parishes		3,349,000
Christian formation		1,026,000
Catholic Charities		199,000
Maintenance and repair facilities		123,000
	\$	8,250,000

Archdiocese of Miami 2010 statistical data

Personnel

Archbishops.....	1
Auxiliary Bishops.....	2
Retired Bishops.....	2
Priests:	
Diocesan Active in Diocese	171
Diocesan Active Outside Diocese	7
Diocesan in Foreign Missions.....	1
Retired, Sick or Absent	82
Number of Diocesan Priests.....	261
Religious Priests in Diocese	76
Total Priests in Diocese	337
Extern Priests in Diocese	70
Ordinations:	
Diocesan Priests.....	4
Transitional Deacons	1
Permanent Deacons in Diocese	128
Total Brothers.....	48
Total Sisters.....	277

Parishes

Parishes	101
With Resident Pastor:	
Resident Diocesan Priests.....	93
Resident Religious Priests.....	8
Missions.....	4
Pastoral Centers	2
Professional Ministry Personnel:	
Brothers	4
Sisters	34
Lay Ministers	107

Welfare

Catholic Hospitals.....	2
Total Assisted.....	837,923
Health Care Centers.....	10
Total Assisted.....	10,938
Homes for Aged.....	5
Total Assisted.....	5,096
Residential Care of Children	2
Total Assisted.....	255
Day Care Centers.....	7
Total Assisted.....	3,211
Specialized Homes	2
Total Assisted.....	310
Special Centers for Social Services	16
Total Assisted.....	28,695
Residential Care of Disabled.....	2
Total Assisted.....	153
Other Institutions.....	9
Total Assisted.....	5,431

Educational

Seminaries, Diocesan	1
Students from This Diocese.....	19
Students from Other Dioceses.....	55
Diocesan Students in Other Seminaries	13
Total Seminarians.....	32
Colleges and Universities	2
Total Students.....	11,000
High Schools, Diocesan and Parish.....	9
Total Students.....	9,197
High Schools, Private.....	4
Total Students.....	3,270

Elementary Schools, Diocesan and Parish	50
Total Students.....	20,331
Elementary Schools, Private	2
Total Students.....	1,120
Nonresidential School for the Disabled.....	2
Total Students.....	1,143
Catechesis/Religious Education	
High School Students	3,647
Elementary Students	36,340
Total Students under Catholic Instruction	86,080
Teachers in the Archdiocese:	
Priests.....	32
Brothers	25
Sisters	66
Lay Teachers	4,086

Vital Statistics

Receptions into the Church:	
Infant Baptism Totals	13,692
Minor Baptism Totals	871
Adult Baptism Totals	640
Received into Full Communion	785
First Communions.....	11,269
Confirmations.....	8,246
Marriages:	
Catholic	1,852
Interfaith	241
Total Marriages.....	2,093
Deaths	4,193
Total Catholic Population	703,950
Total Population.....	4,221,722

Source: 2010 Official Catholic Directory

LETTER: Report a ‘historical snapshot’ of Archdiocese’s financial position

FROM A12

Catholics are served by 236 priests and 300 Religious Sisters and Brothers. The faith formation of our youth is supported by parish religious education programs and 48 elementary schools, nine secondary schools, an Archdiocesan University and our Seminaries. At the present moment, 34 seminarians are in formation to serve as priests in our Archdiocese. More than 6,000 employees serve our parishes and schools, in Catholic Charities and Catholic Hospice, in nursing homes and rehab hospitals, in senior housing and child care. Last year, 2,000 couples received the sacrament of Matrimony, 12,000 children received Baptism and 1,200 adults were received into the Catholic faith.

We can count our blessings but we also must acknowledge the challenges that lie before us: secularism and its effect on the faith life of the people; the destruction of marriage and family life within society; a need for evangelization of our youth and our multicultural population; and a growing need for the Church’s charitable services and programs.

In order to respond more effectively to these challenges, I intend to convoke an Archdiocesan Synod to focus our energy and attention on strategic goals and initiatives that will:

- Revitalize parishes as “schools of prayer and communion.”
- Support faith formation efforts for youth in Catholic schools and religious education.
- Enhance structures of participation in schools and parish communities.
- Increase evangelization efforts to youth and “fallen-away.”
- Continue the promotion of vocations to priesthood and consecrated religious life.
- Revitalize Sunday Mass attendance and the celebration of the Sacrament of Penance.
- Support works of charity at parish and Archdiocesan levels.
- Transform Archdiocesan Administration consistent with national best practices.
- Increase the involvement and participation of all members of Christ’s faithful so that the gifts of their wisdom, professional competency and experience can better serve the Church.

The financial report that I am presenting to you is a historical snapshot at a single point in time of the Archdiocese’s assets, liabilities, revenues and expenses. I am confident that thanks to the assistance of the Archdiocese’s financial oversight boards, committees and professional staff, this report fairly states the financial position and activities for the fiscal year ended June 30, 2010. In the context of this historical snapshot and recalling the words of Pope John Paul II who will be beatified May 1, we must “remember the past with gratitude, live the present with enthusiasm and look to the future with confidence.”

I am grateful to the priests, deacons, consecrated men and women as well as to all the members of Christ’s faithful for all you do to build up God’s kingdom. I am deeply appreciative of the faithful in the Archdiocese for their generosity and sacrificial giving in support of the mission of the Church.

Together, may we “start afresh from Christ”; together may we “put out into the deep” confident that it is the Lord who calls us — and it is he who will bring the good works he inspires within us to completion. ■